


# PRODUCT SPECIFICATIONS

Doc. No. SC07-PD02



## Combination Smoke and Carbon Monoxide Alarm SC07

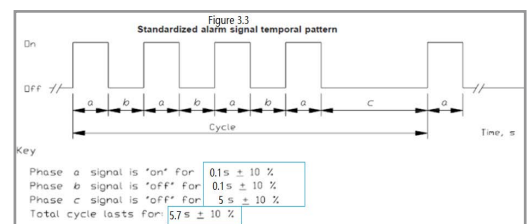
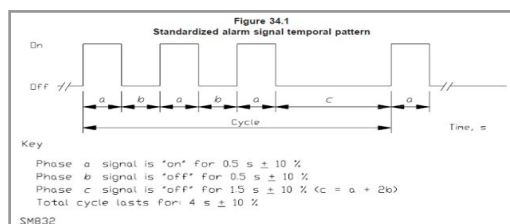
### Technical Specifications

<b>Sensor Type</b>	Photoelectric smoke sensor and electrochemical CO sensor
<b>Operating Voltage</b>	3.0 V DC
<b>Battery Type</b>	3.0 V lithium battery
<b>Standby Current</b>	BAT1 < 6 uA; BAT2 < 6 uA (The average static current is less than 6 uA during a 10-minute test. The BAT1 cannot be tested within 5 minutes after the alarm is turned on.)
<b>Alarm Current</b>	BAT1 < 5 mA; BAT2 < 60 mA
<b>Alarm Priority</b>	The smoke alarm takes precedence when both smoke and carbon monoxide are present.
<b>Audibility Level</b>	> 85 dB @ 3 m
<b>Operating Ambient Temperature</b>	40 to 100 °F (4.4 to 37.8 °C)
<b>Operating Relative Humidity</b>	≤ 85% (non-condensing)
<b>Safety Standards</b>	EN 14604 & EN 50291
<b>Product Life</b>	10 years

## Working Modes

<b>Powering On</b>	The unit will automatically turn on once it is fully mounted into the mounting bracket. The LCD display will activate and the LED indicator will blink 8 cycles (red/green/yellow) in sequence. Afterwards, the LED indicator and LCD display will turn off, and the unit will enter the standby mode. The LCD display will turn off if there is no operation within 5 minutes.
<b>Standby Mode</b>	The LED indicator will flash green once every 60 seconds.
<b>End of Life</b>	Once the maximum lifetime (10 years) is reached, the alarm will deliver 2 beeps and the LED indicator will flash yellow twice every 30 seconds. This end-of-life signal can be temporarily silenced for 3 days by pressing the test button. The end-of-life silence feature can only be used for a total of 30 days. After 30 days, the end-of-life signal cannot be silenced.
<b>Fault Indication</b>	The alarm will deliver 2 beeps approximately every 40 seconds and the LED indicator will flash yellow 1-4 times. (The LED flashes yellow 1 or 2 times, meaning the alarm has entered smoke malfunction mode; the LED flashes yellow 3 or 4 times, meaning the alarm has entered CO malfunction mode. And the alarm must be replaced immediately.)
<b>Exiting an Alarm</b>	When the smoke or CO concentration drops below the alarm threshold, the alarm signal stops, the LED indicator will continuously flash green once per second for 5 seconds and then enter the standby mode.
<b>Silence Duration</b>	<ul style="list-style-type: none"> <li>• Smoke: approx. 9 minutes</li> <li>• CO: approx. 9 minutes</li> </ul>
<b>Low Battery Warning</b>	<ul style="list-style-type: none"> <li>• Low Voltage Range: 2.65-2.75 V DC</li> <li>• The LED indicator will flash yellow together with 1 beep every 60 seconds.</li> </ul>
<b>Silence Function</b>	<ul style="list-style-type: none"> <li>• During the smoke or CO silence mode, the LED indicator will flash red once every 5 seconds.</li> <li>• Silence function of CO alarm If you press the Test/Silence button during a CO alarm, the alarm will be terminated. If the CO density still exceeds the alarm threshold, the unit will deliver an alarm within 6 minutes.</li> <li>• Silence function of smoke alarm If you press the Test/Silence button during a smoke alarm, the alarm will be terminated. If the smoke density still exceeds the alarm threshold, the unit will deliver an alarm within 9 minutes.</li> </ul>
<b>Test Button</b>	<ul style="list-style-type: none"> <li>• To save power, the LCD display will turn off if there is no operation within 5 minutes. When testing your alarm weekly, you should first wake up your alarm by pressing the test button. After the alarm is awake, press the test button again and the alarm will enter the test mode.</li> <li>• Once the alarm is in the test mode, the alarm will deliver 2 sets of 3 long beeps followed by 2 sets of 4 quick beeps, to indicate the alarm is operating normally. The LED indicator will flash red with the alarm sound.</li> <li>• To silence the unit during an alarm.</li> <li>• To test the unit's electronics and check the alarm function.</li> </ul>

**Alarm Mode**      Smoke alarm: 3 long beeps every 1.5 seconds. The LED indicator will flash red with the alarm sound.      CO alarm: 4 quick beeps every 5.8 seconds. The LED indicator will flash red with the alarm sound.



## Smoke & CO Sensitivity

<b>Smoke Sensitivity</b>	Test Direction	Air Flow	Sensitivity
	LFP (Least Favorable Position)	0.2 m/s	0.10-0.17 dB/m
<b>CO Concentration Sensitivity</b>	CO Concentration	LCD Reading Range	Alarm Response Time
	50+3/-2 PPM	50 ± 20%	60-90 minutes
	100+3/-2 PPM	100 ± 20%	10-40 minutes
	300+3/-2 PPM	300 ± 20%	< 3 minutes

